

theEllenburg
chair company

Tux Sectional

Tuxedo arm style is dressy and crisp. Add nailhead trim for pizzazz, use a velveteen fabric for shimmer. Gorgeous in any setting.



Customization Options

Sofa Dimensions: See layout options on other pages
Arm Height: 31"
Seat Height: 21.5"
Seat Depth: 22"

Back Design Options: Loose Back Cushions

Seat Design Options: Loose Seat Individual Cushions ☐
Bench Seat Loose Cushion ☐


Base Design Options: Block leg (as shown)

Nail Trim Color Options: 6 options

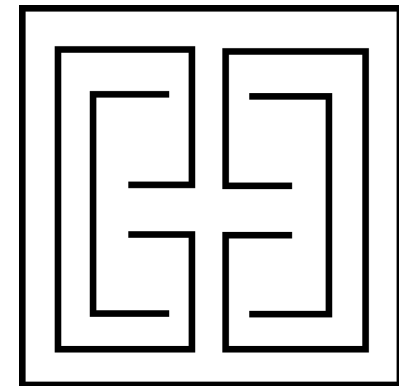
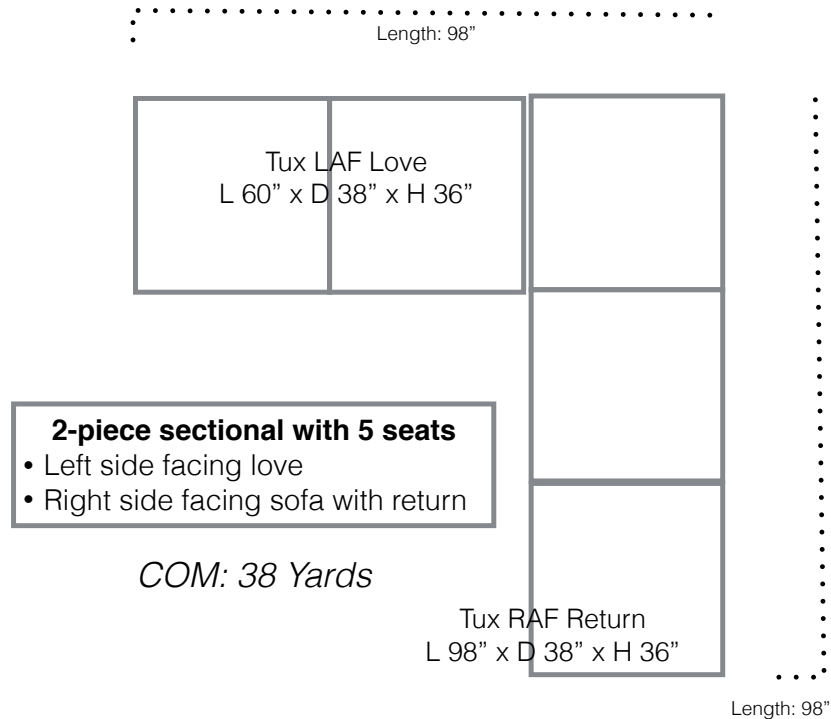


Nail Trim Placement Options: No Nails ☐
Around the Base ☐
Top & Front of Arm ☐

Tapered Leg Wood Finish Options: 5 options



Tux Style Sectional, *Option A*

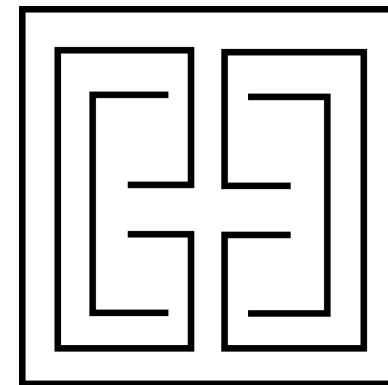
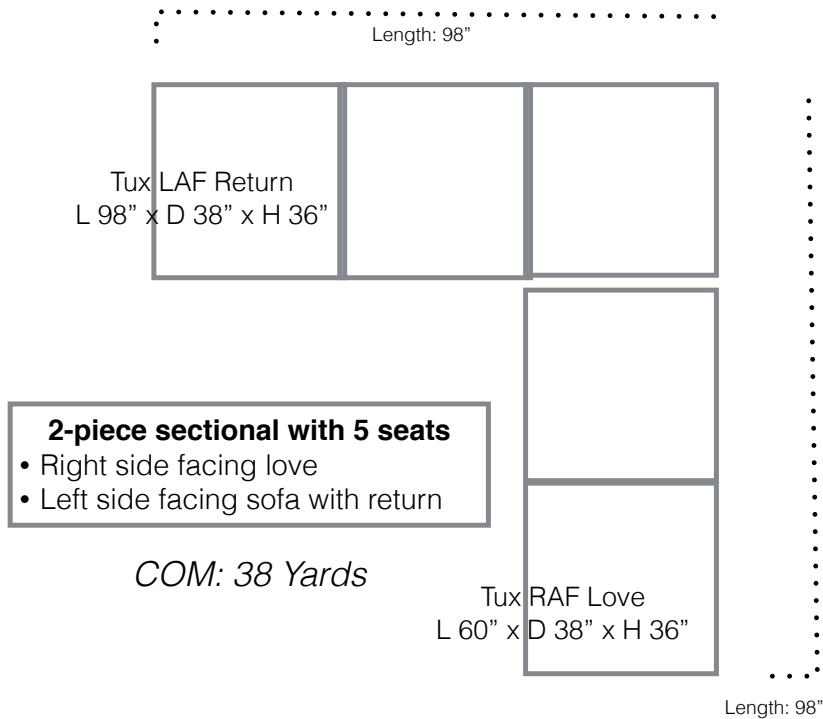


theEllenburg
chair company

actual configuration as shown in picture

All items are custom handmade,
one of a kind.
While dimensions are
listed, the actual dimensions could
vary slightly.

Tux Style Sectional, *Option B*

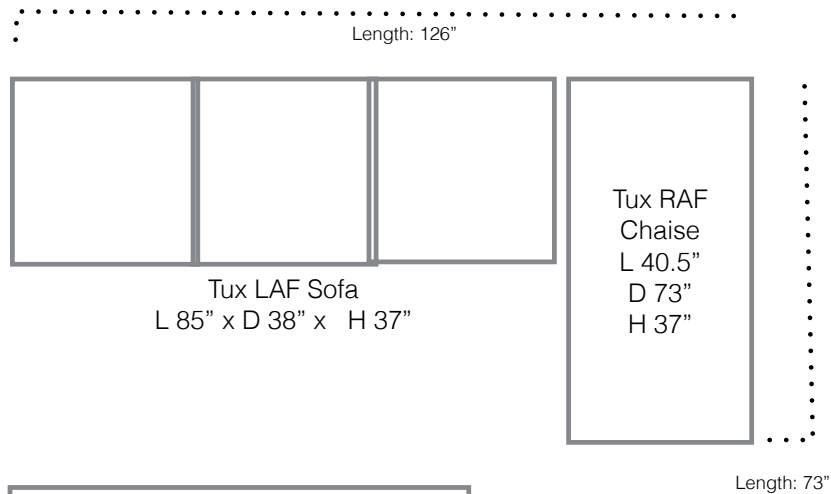


theEllenburg
chair company

All items are custom handmade,
one of a kind.
While dimensions are
listed, the actual dimensions could
vary slightly.

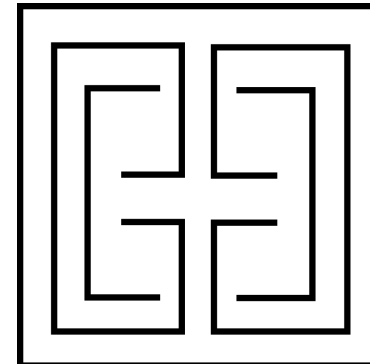
actual configuration as shown in picture

Tux Style Sectional, *Option C*



- 2-piece sectional with 4 seats**
- Left side facing sofa
 - Right side facing chaise

COM: 36 Yards

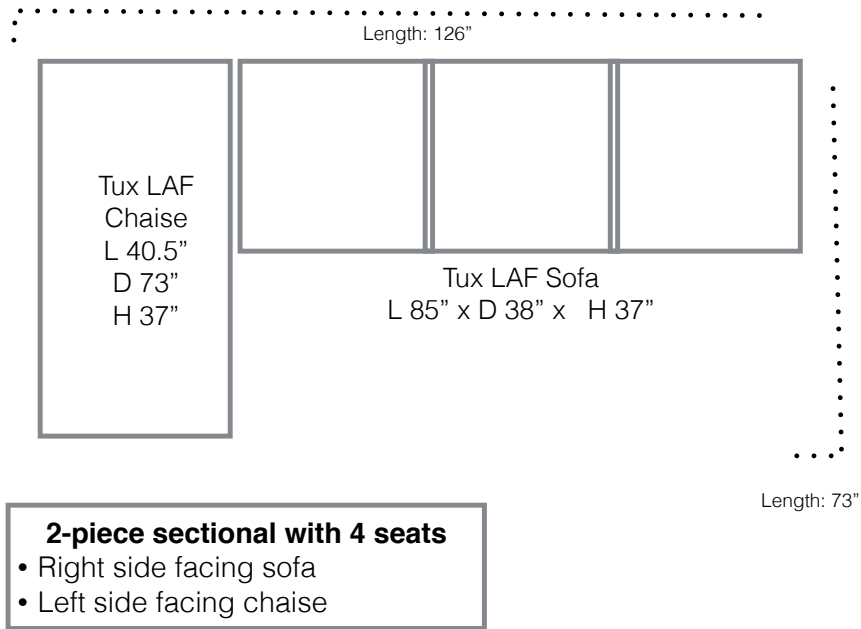


theEllenburg
chair company

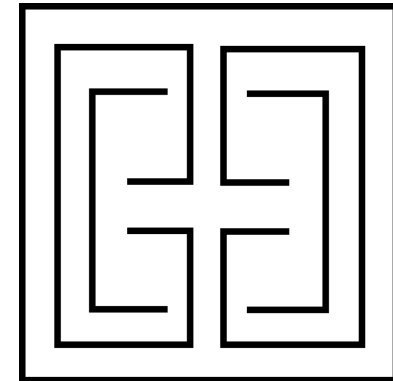
All items are custom handmade,
one of a kind.
While dimensions are
listed, the actual dimensions could
vary slightly.

picture for style reference only, actual configuration in drawing

Tux Style Sectional, *Option D*



COM: 36 Yards



theEllenburg
chair company

All items are custom handmade,
one of a kind.
While dimensions are
listed, the actual dimensions could
vary slightly.

picture for style reference only, actual configuration in drawing